




SuitSat-2



Lou McFadin
W5DID
July 08



Suitsat 1 ready for Deployment



Lou McFadin W5DID



SuitSat-1 Mission and Capabilities



Primary mission

Voice message Commemorating the 175th Anniversary of Bauman state University Moscow.

This included audio greetings from

Energia, Bauman State University, ARISS Europe, ARISS Canada, ARISS U.S.A. ARISS Japan

A CD ROM with photos contributed from schools around the world.

Secondary mission

SSTV images of Earth and Station

Amateur operations

Packet ops

Beacon

Earth sensor test data

Gather real space operating data and
experience on several candidate sensors for Eagle.



SuitSat-2 Mission and Capabilities



Primary mission

Voice messages Commemorating (TBD)

This includes audio greetings from

Energia, ARISS Europe, ARISS Canada, ARISS U.S.A. ARISS Japan

A CD ROM with photos contributed from schools around the world.

Secondary Mission

Testbed for systems planned for future Amateur radio satellites

Amateur operations

CW ID

Packet ops

SSB Transponder

FM Cross band repeater

SSTV images of Earth and Station

Experiments (TBD-TSFR)



SuitSat-2 Top Level



- SuitSat-2 will transmit voice messages commemorating historic events as a primary objective.
- A second objective will be to use the suit as a test bed for Amateur Radio satellite operations including packet operations, SSB transponder, FM cross band repeater, SSTV, and the opportunity to fly additional experiments designed by university students. A solar power system will also be used.



The Proposed Plan



- Build upon Suitsat-1 design
- Re-use safety interlock circuit with update for Solar panels
- Transmitter and Receiver module
- IHU Module
- Control Panel same as Suitsat-1
- New Power module for solar panels
- Solar Panels
- Up to Four Experiments
- Four Temperature Sensors
- Up to Four cameras for SSTV



Future Concept Testbed



- Use as a test bed for new concepts for future Amateur radio Satellites.
 - ◆ Satellite power system
 - Max power point converters for solar panel
 - Distributed Converters
 - Distributed Storage system
 - ◆ Software Defined Radio (SDR) Prototype
 - ◆ Additional experiments



SSTV



- SSTV
 - ◆ Four video ports
 - ◆ No power until switched on just before data take.
 - ◆ Four U.S. Supplied Cameras
 - ◆ No blank video
 - Processor examines video and skips if no image present



Experiments



- Experiment ports
 - ◆ Four ports
 - One reserved for MicroChip (Supplier of electronics) non commercial.
 - Three for other experiments
 - Data packets to be 2k Bytes transferred on request from the IHU.



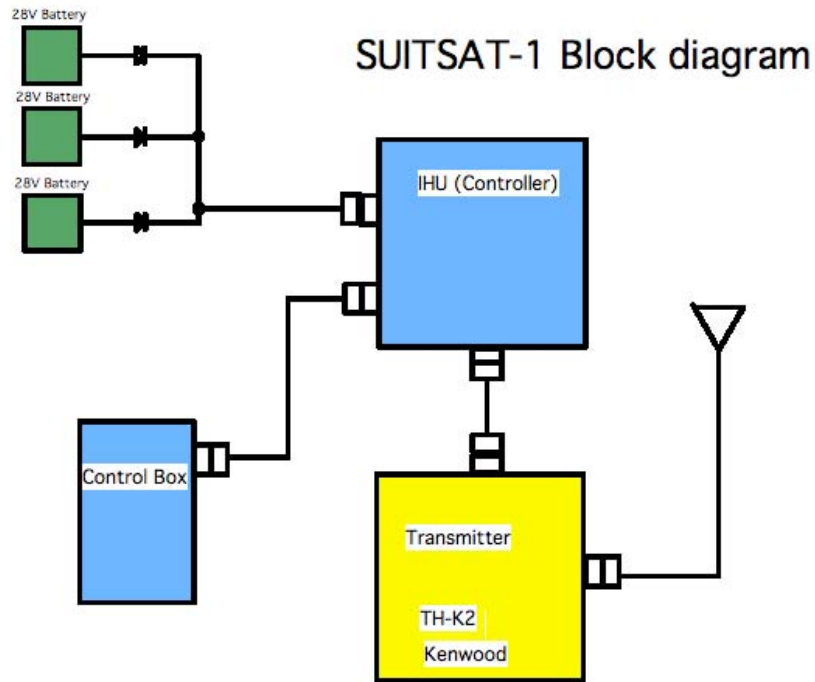
Radio Module



- Radio
 - ◆ SDX(Software Defined Transponder) Eagle prototype capabilities
 - Multimode
 - SSB Crossband (U/V) Transponder repeater with Telemetry beacon
 - FM-FM Cross band (U/V) packet
 - Multiple signals simultaneously

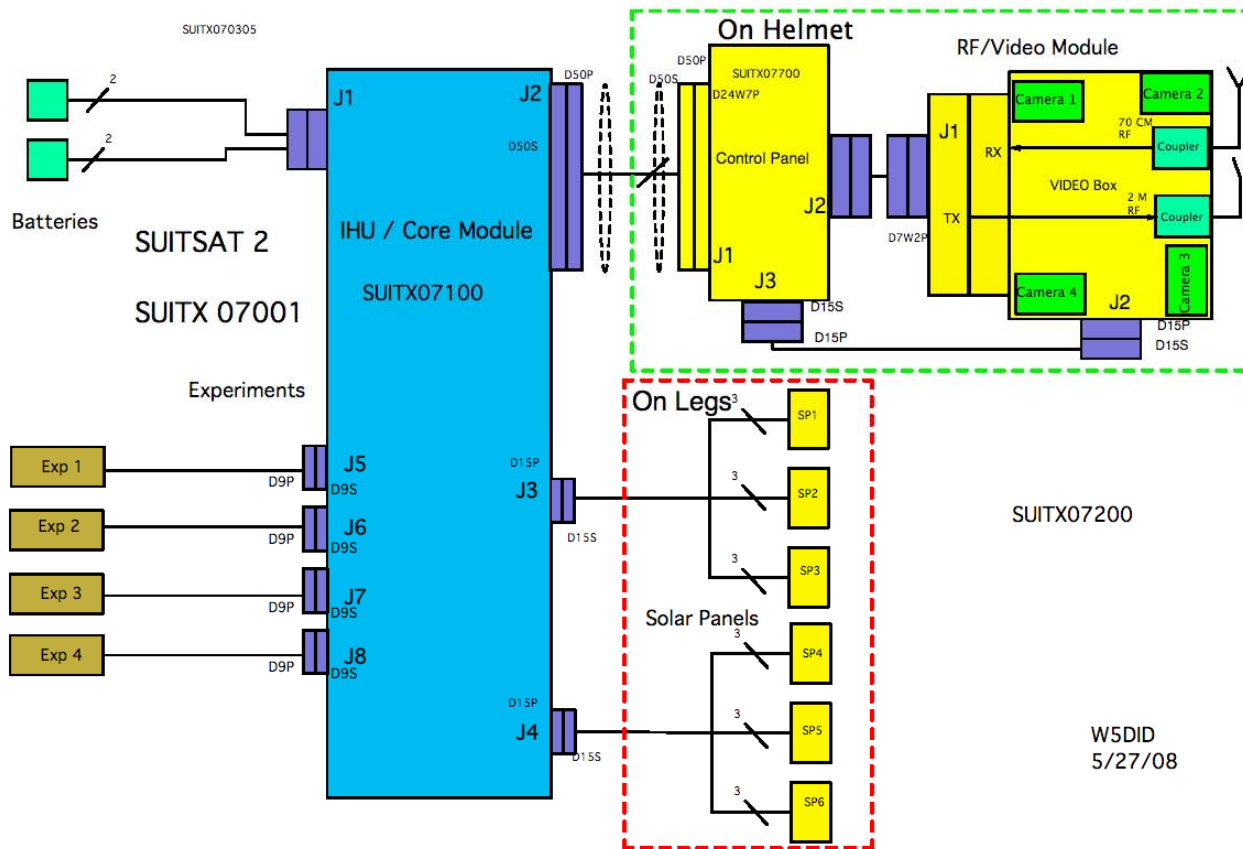


Suitsat-1 Block Diagram





Suitsat 2 Interconnection diagram

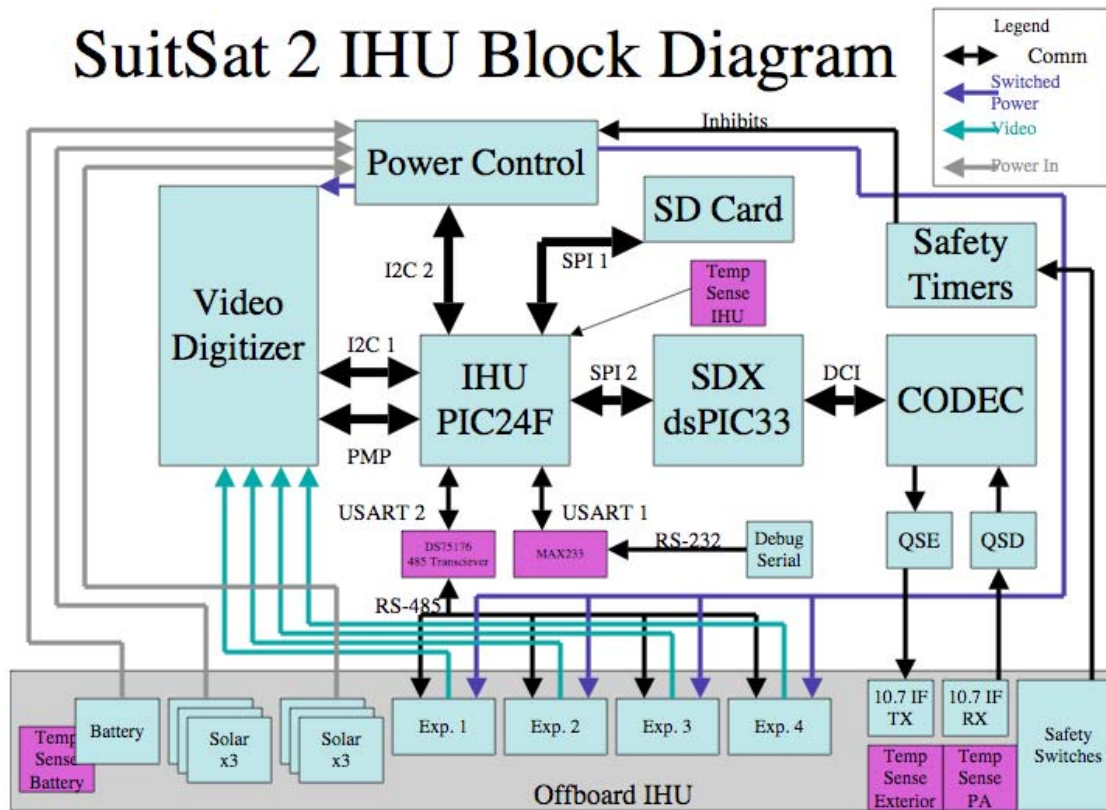




Suitsat 2 System Diagram



SuitSat 2 IHU Block Diagram






Suitsat 2 Power controller



QuickTime™ and a
TIFF (Uncompressed) decompressor
are needed to see this picture.



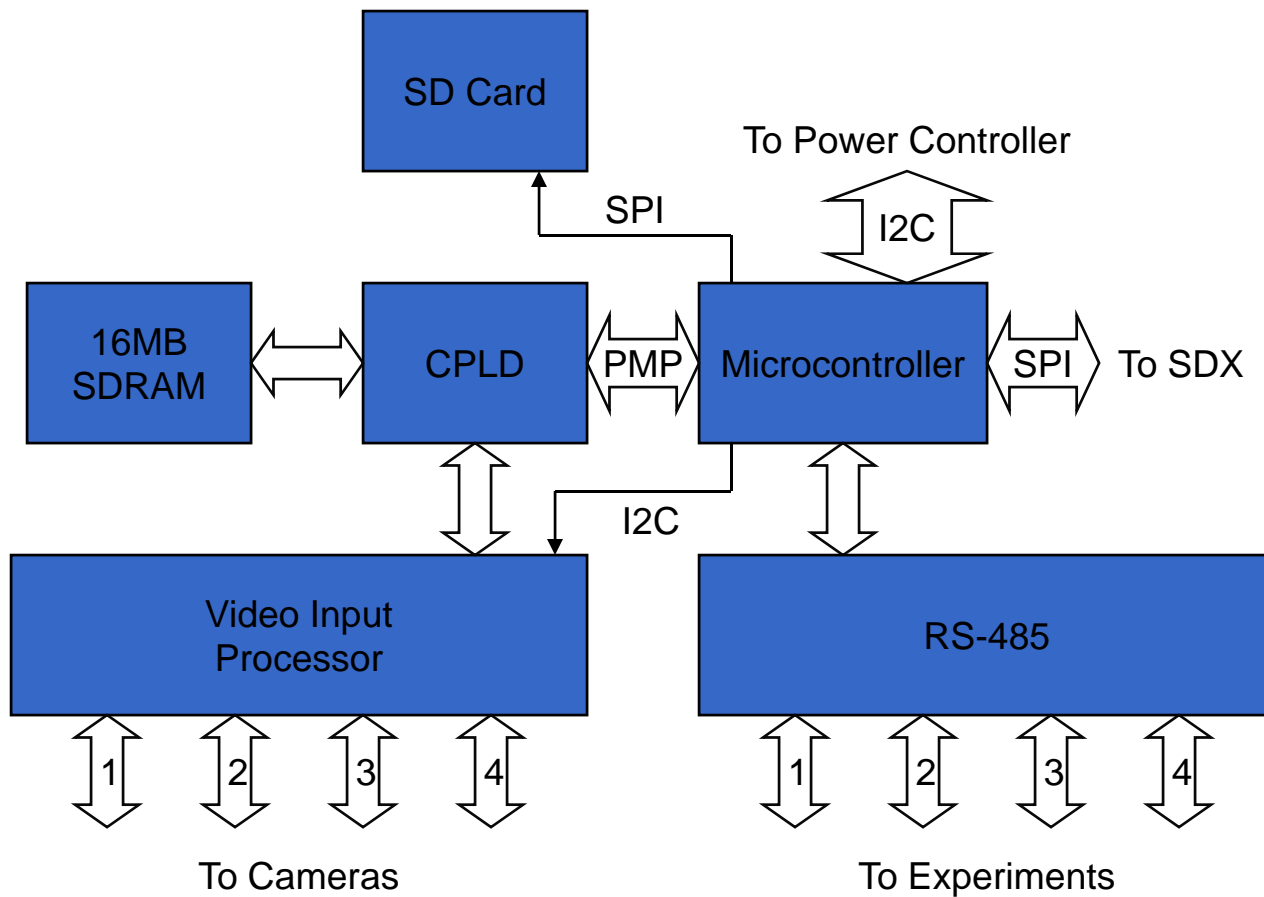
Suitsat 2 IHU and Core Module



Lou McFadin W5DID

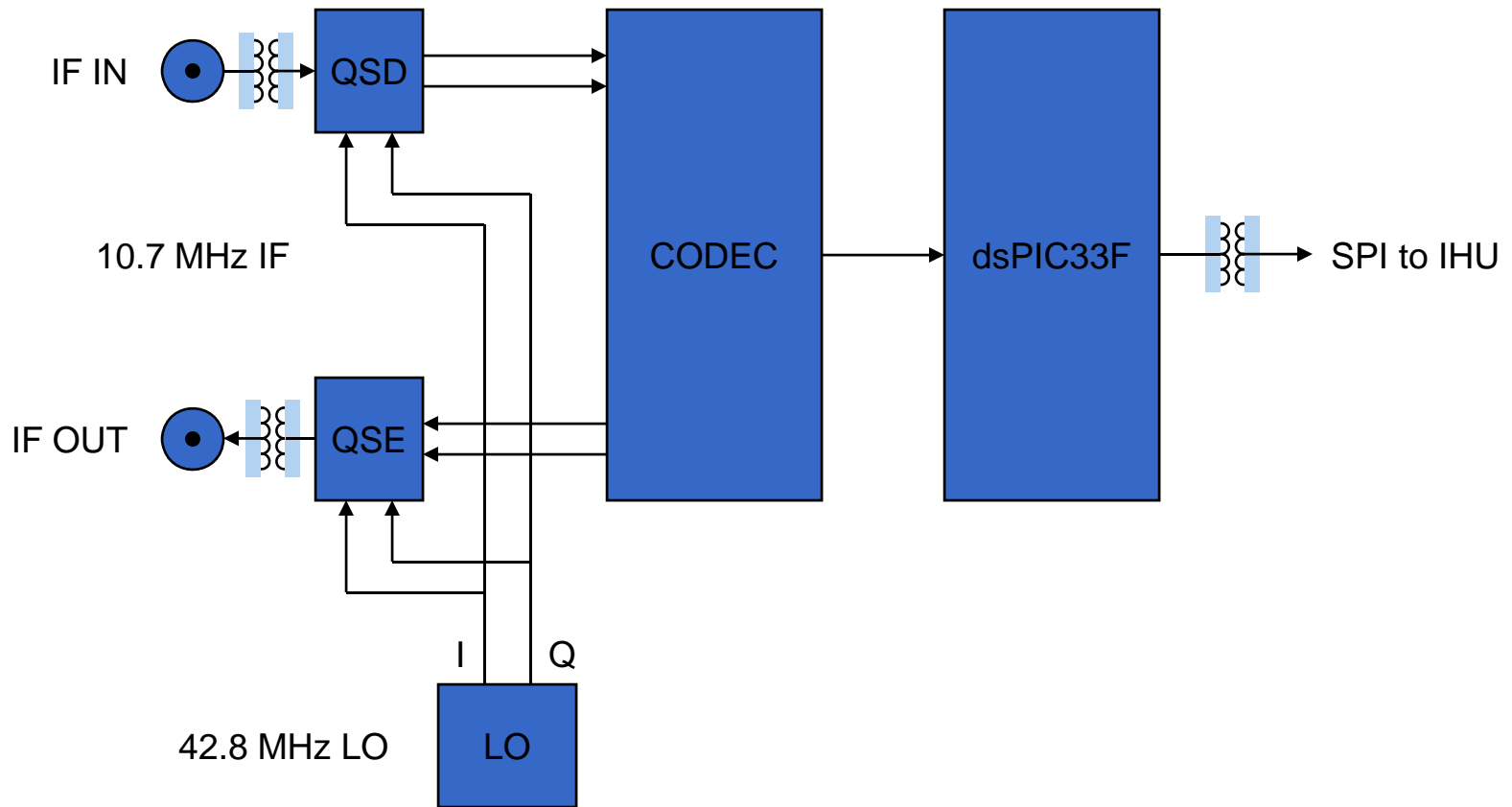


SuitSat-2 Internal Housekeeping Unit (IHU) Block Diagram






SuitSat-2 Software Defined Transponder (SDX) Block Diagram





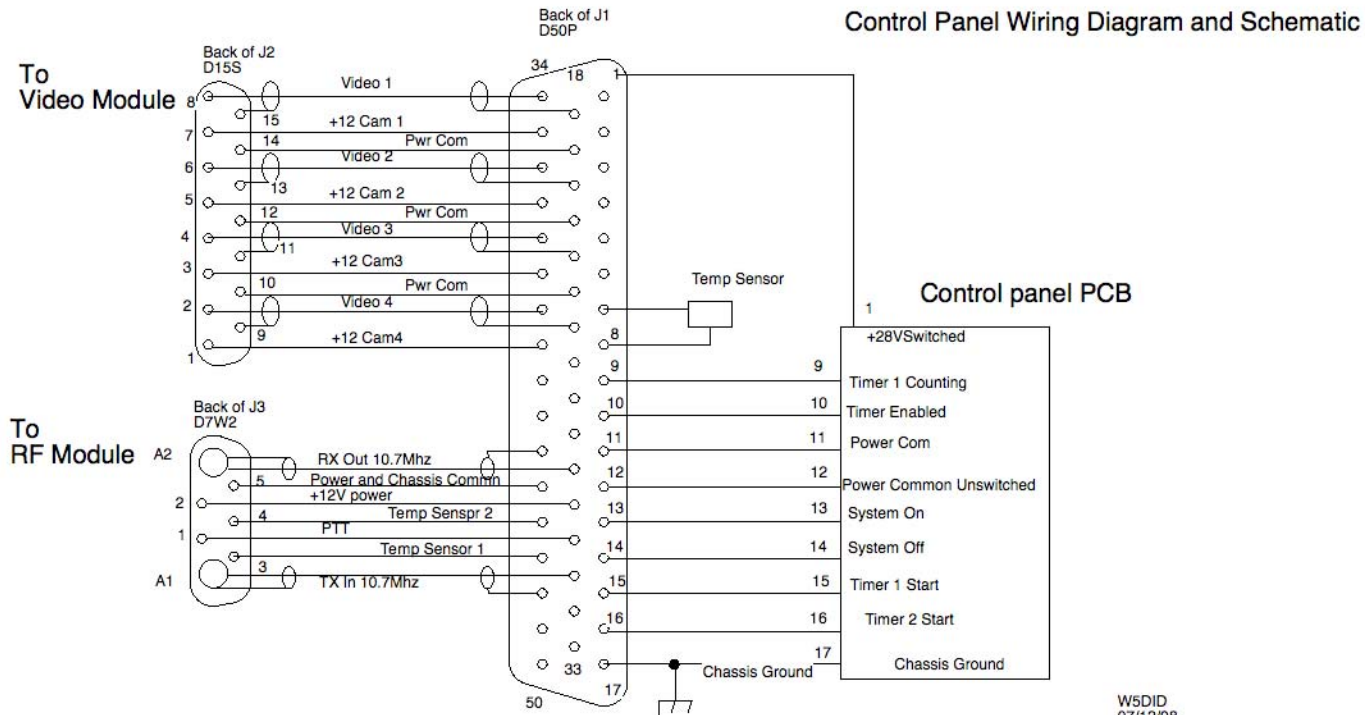
Suitsat 2 SDX



Lou McFadin W5DID




Suitsat 2 Control Panel



W5DID
07/12/08




Suitsat 1 Antenna



Lou McFadin W5DID



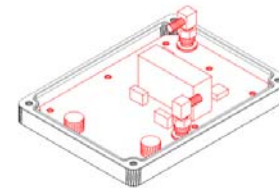
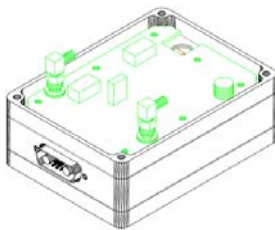
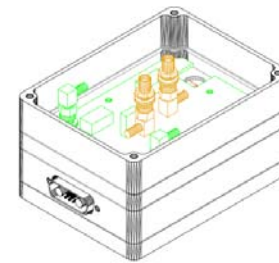
Suitsat 2 Antenna & RF assembly



Lou McFadin W5DID




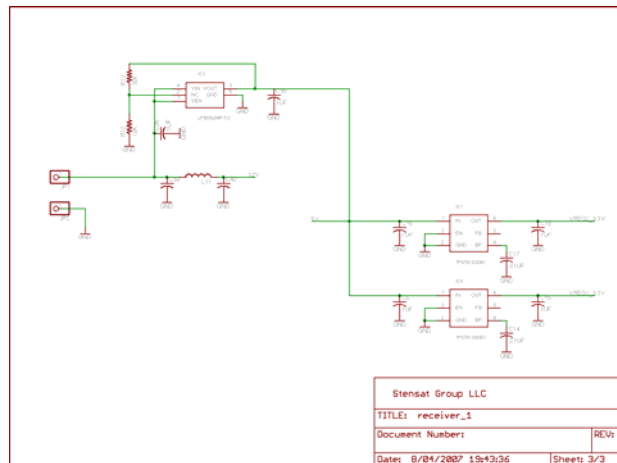
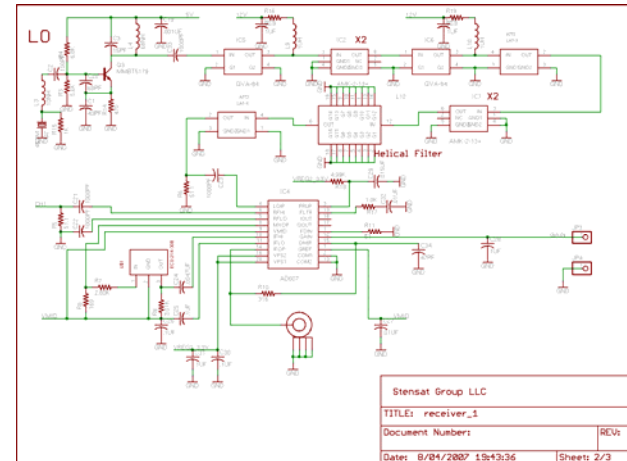
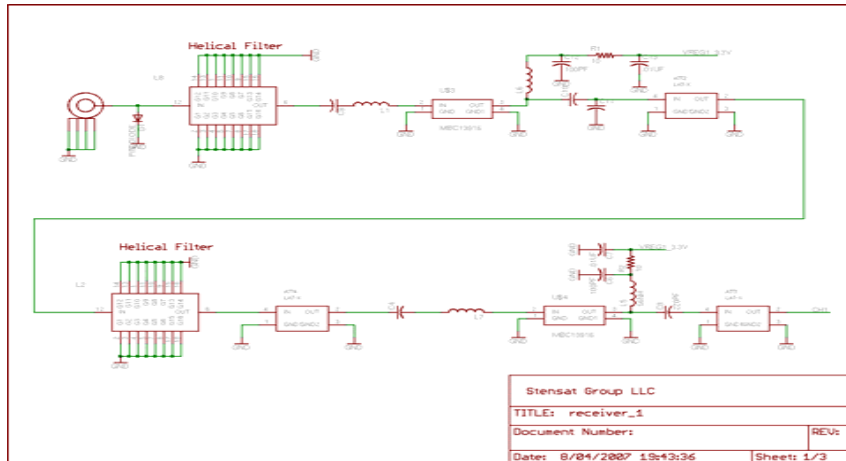
RF Assembly



Lou McFadin W5DID



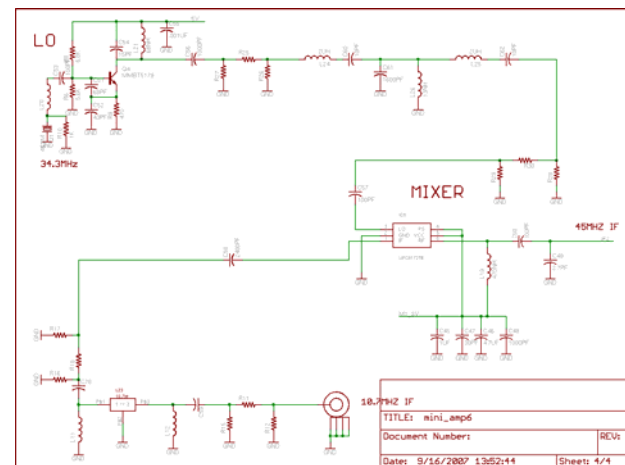
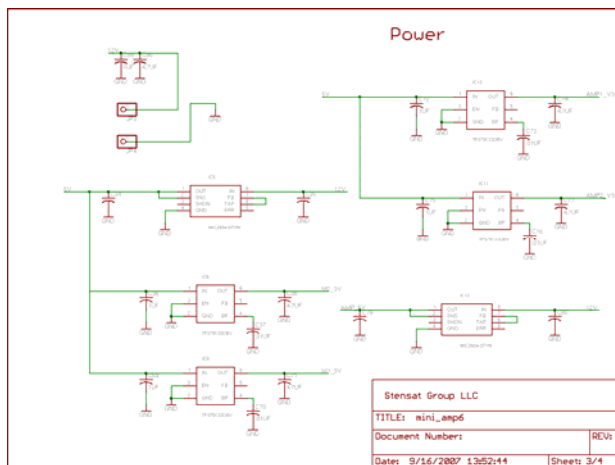
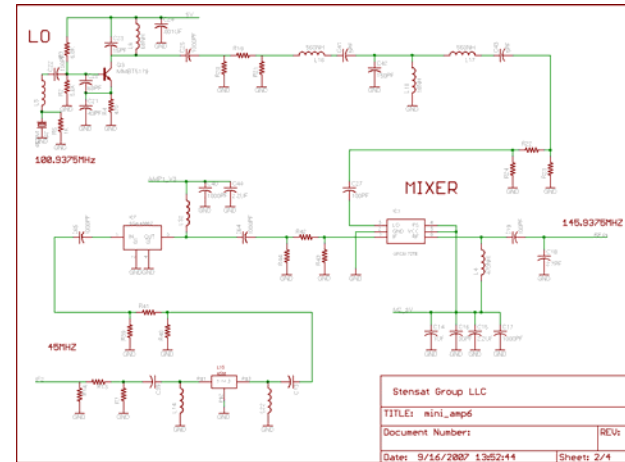
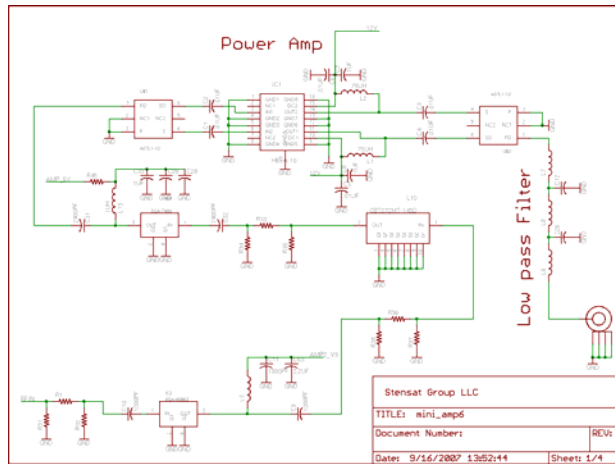
Suitsat 2 Receiver



Lou McFadin W5DID



Suitsat 2 Transmitter

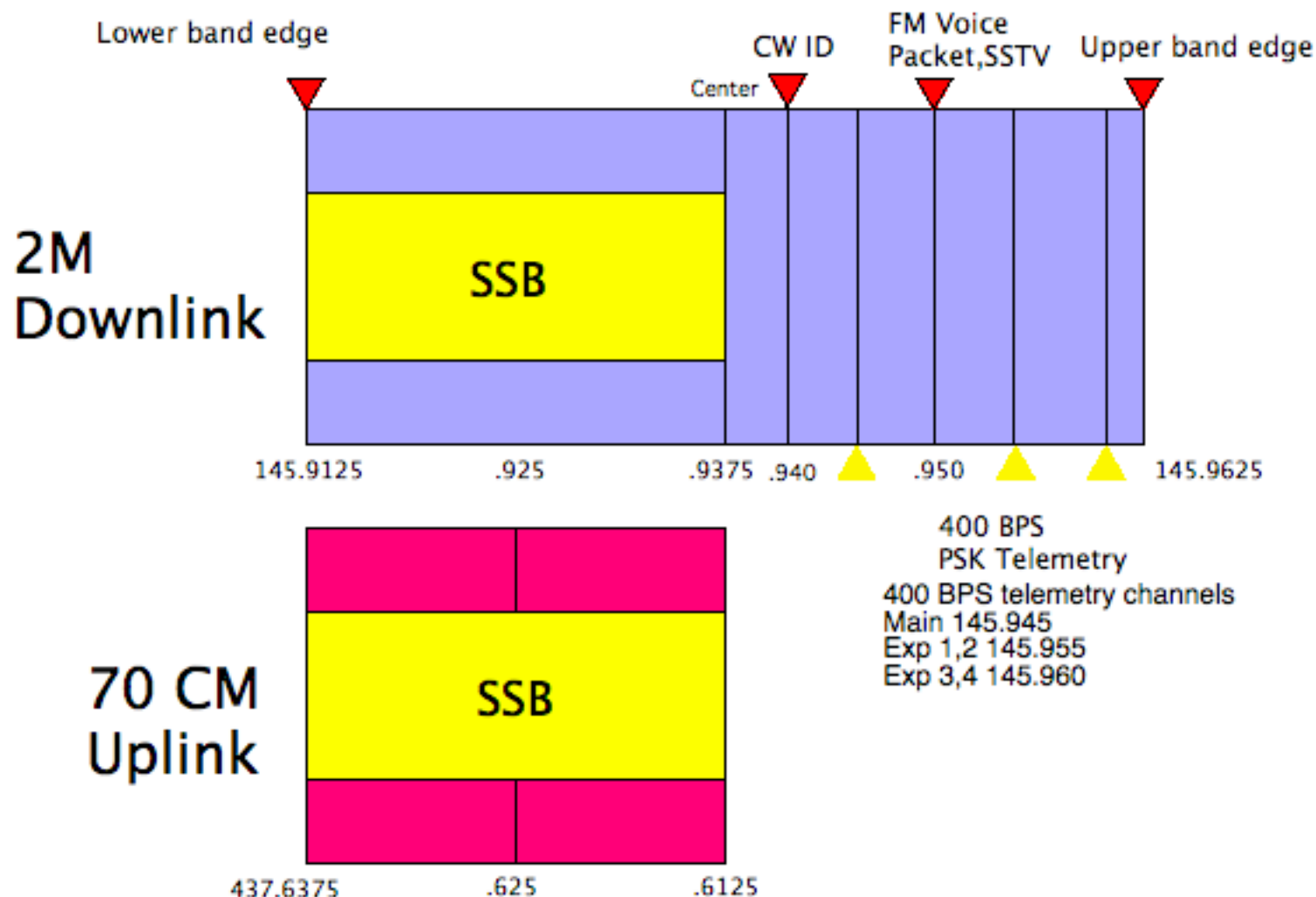




QuickTime™ and a
TIFF (Uncompressed) decompressor
are needed to see this picture.

Lou McFadin W5DID

Proposed Suitsat 2 Band Plan (REV C)



Downlink Frequency = 583.55 - Uplink frequency




Solar Power System Plan



- NASA supplied.
- Surplus from previous NASA SMEX (SMall EXplorer) satellite program.
- Power converter based on planned Eagle design.
- Designed to charge the surplus ISS Russian Space Suit batteries.



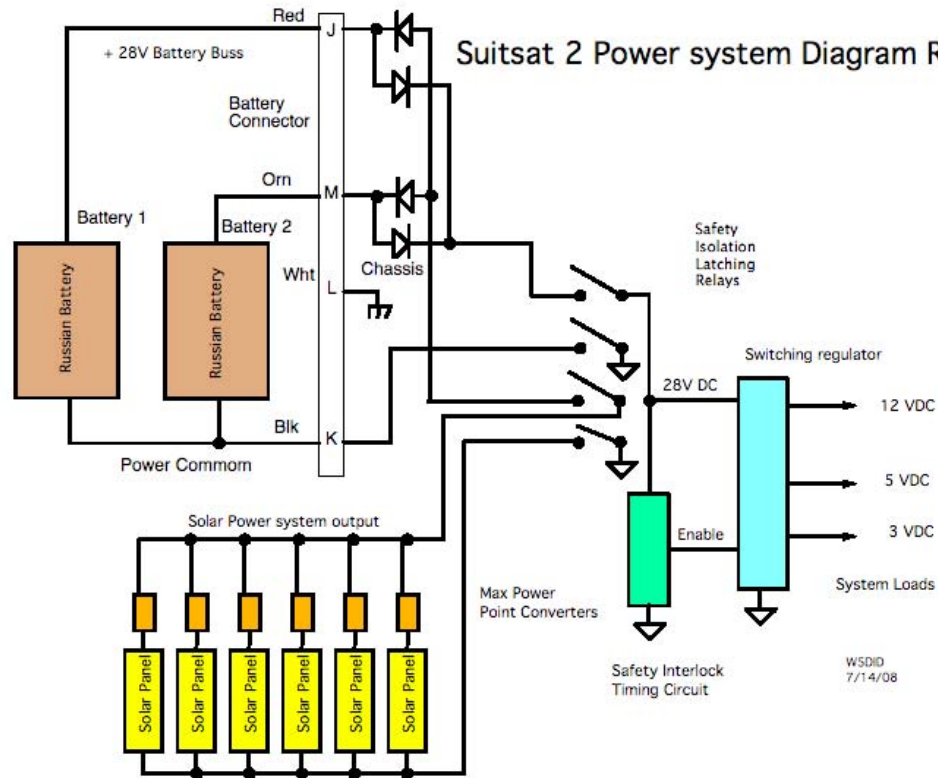
SMEX Solar Panel



Lou McFadin W5DID



Power system will utilize two batteries





Suitsat 2 Solar Panel Assembly




- SMEX Panel is mounted in hinged frame that is closed until deployed outside cabin.
- Panel secured closed by three two sided Velcro straps and attached to suit inside cabin.





Solar Panel Deployment proposals



- Solar panels to be attached to the leg / boot.



Scientific Experiments



- The ARISS team will work together to determine how to select the schools that will fly experiments on SuitSat-2.
- Four CCD cameras will take pictures and whichever one has the image will be encoded and transmitted to the ground. The formats available will be Martin, Scottie- 1 and Robot-36. Cameras have been identified, but have not yet been purchased and will need to be certified.



Suitsat 2 Camera



200 Series

BOARD CAMERA

- Full digital process of BLC
- Auto Tracing White Balance
- 2H mode of H.V. aperture correction
- Digital process of color matrix
- Electronic Shutter up to 1/100,000
- CS mount lens available
- 24VAC Optional

HTC-260

HTC-2N1


HTC-250

BUILDING A NEW SPECIFIC ERA

Lou McFadin W5DID

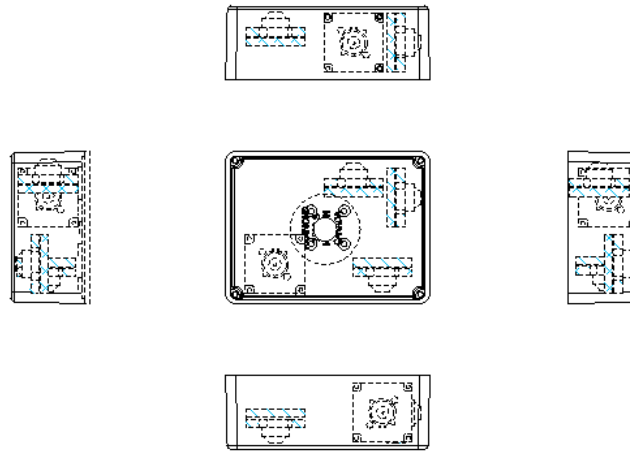


Hunt 2N323s Camera





Camera mount on helmet





Educational Outreach



- **Educational Outreach**

- Educational outreach activities will include:
 - CW call signs,
 - Suitsat website,
 - SSTV images,
 - CD of school photos to be flown on ISS,
 - voice messages and
 - media coverage.
- Rita Wright has developed Suitsat lesson plans for elementary schools, middle schools and High schools.
- Joe Julicher is working with a scout troop building some of the Suitsat components.



The Suitsat 2 Team



The Goddard Space Flight Center AMSAT

Orlando AMSAT team

Microchip AMSAT

Stensat AMSAT

JSC

Sergey Samburov and Energia

Frank Brickle (IHU software)